




[www.ahh.biz](http://www.ahh.biz)

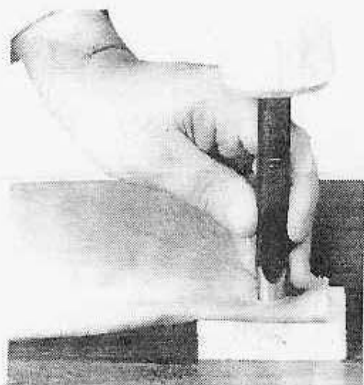
## American Home & Habitat Inc.

Heavy Duty Fabrics & Exotic Materials, Canvas, Nylon and Poly-pro  
Webbing & Hardware, Grommets & Sets, Heavy Sewing Accessories,  
Custom Sewn Straps, and Tarps. No Minimum Purchase!  
Toll Free: 1-866-458-2559 E-mail: [sales@ahh.biz](mailto:sales@ahh.biz)

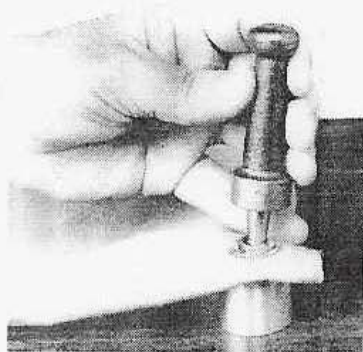
### Instructions for Grommet setting kits (applicable to all of our hand setting kits of any size)



a



Fold material and mark for location of grommet. Put the cutting block under the mark. Place cutter (a) over mark and strike with mallet to cut hole.



Insert the die top (b) into hole.



b

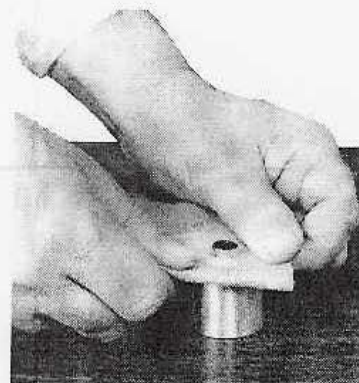


e

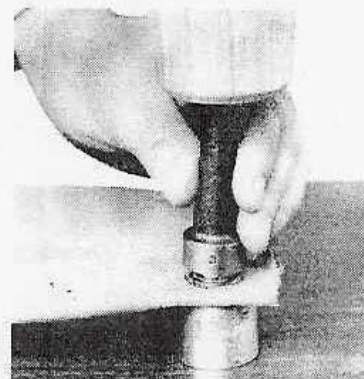


d

c



Insert grommet (d) from below, placing it on base (c) so that hole in grommet lines up with hole in base (c). Put washer over the grommet (d) rounded side up.



Tap the die lightly at first, then increase strength until the grommet is set.

**REMEMBER - ALWAYS USE A MALLET - NOT A STEEL HAMMER**